




Adults and Cultural Services Performance 2025/26




Appendix Table Structure

Description	Metric title. This could be from the national Adult Social Care Outcomes Framework, or a locally derived measure.
Aim	States whether the aim is to have a higher or lower performance
Rating	Provides a comparison with either a national average or a local milestone. Colour coded as explained below.
DoT	Direction of travel as explained below
2025/26	Performance in the current year
2024/25	Performance in the previous year
Trend	A chart providing a view of how performance has changed annually



Performance Rating

	Performing better than the latest national average or local target
	Performing similar to the latest national average or local target
	Performing below the latest national average or local target

Direction of Travel

	Performance has improved on last year
	Performance is similar to last year
	Performance is not as good as last year

Trend Chart Key

	England performance by year
	Leicestershire County Council performance by year

PREVENT NEED

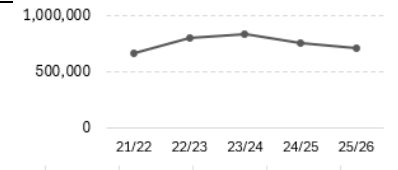
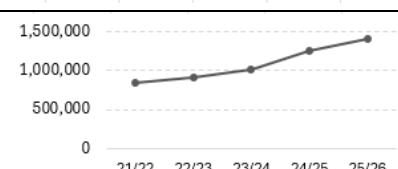
Leicestershire County Council's Strategic Plan 2022-26	Safe and Well Carers and People with care needs are supported to live active, independent, and fulfilling lives
---	---

Description	Aim	Rating	DoT	2025/26 Performance	2024/25 Performance	Past Trend
ASCOF 3C1 % of SUs who find it easy to find information	High	67.8% 24/25 Nat. Ave.	◀▶	Survey is annual. Results due end of May	61.1%	
ASCOF 3C2 % of carers who find it easy to find information	High	59.1% 23/24 Nat. Ave.	◀▶	56.0% (2025/26)	56.1% (2023/24)	

Description	Aim	Rating	DoT	2025/26 Performance	2024/25 Performance	Past Trend
Local Hours of Volunteering (Heritage & libraries)	High	20.5k Local target 2025/26	▲	25.1k	21.1k	

Leicestershire County Council's Strategic Plan 2022-26	Great Communities Cultural and historical heritage are enjoyed and conserved
---	--

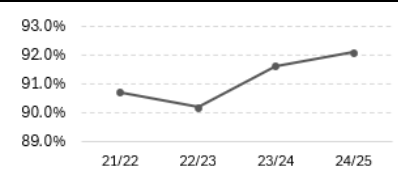
Description	Aim	Rating	DoT	2025/26 Performance	2024/25 Performance	Past Trend
Local Heritage visits	High	150.0k Local Target 2025/26	▲	152.2k	140.2k	
Local Library visits	High	780.0k Local Target 2025/26	◀▶	769.2k	765.0k	

Description	Aim	Rating	DoT	2025/26 Performance	2024/25 Performance	Past Trend
Local Total library loans	High	2,500.0k Local Target 2025/26	▲	2,584.4k	2,532.5k	
Local Junior loans	High	750.0k Local Target 2025/26	▼	712.2k	756.6k	
Local E-loans	High	1,260.0k Local Target 2025/26	▲	1,405.6k	1,258.4k	
Local Total community library issues ¹	N/A	For Information Only	N/A	219.1k	273.8k	No trend data available due to a change to reporting.
Local Community library children's issues.	N/A	For Information Only	N/A	121.7k	156.3k	No trend data available due to a change to reporting.
Local Attendances at Creative Learning Service workshops	High	13.7k Local Milestone Mar-26 (Academic year)	◀▶	14.1k (Academic year 25/26 to March)	14.5k (Academic year 24/25 to March)	

Leicestershire County Council's Strategic Plan 2022-26

Strong Economy, Transport, and Infrastructure

There is close alignment between skill supply and demand

Description	Aim	Rating	DoT	2025/26 Performance	2024/25 Performance	Past Trend
Local Leicestershire Adult Learning Service (LALS) Success Rate	High	84.0% Local Target 2025/26 (Academic year)	▲	86.8% (Academic year 25/26 to March)	85.8% (Academic year 24/25 to March)	

¹ The new Library Management System does not allocate 'online' renewals to the original issuing site, just to 'web'. Therefore, community ran library figures for 2025/26 appear lower in the count as they do not include online renewals.

REDUCE NEED

Leicestershire County Council's Strategic Plan 2022-26

Improved Opportunities

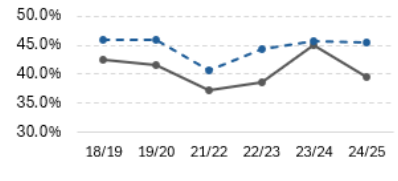
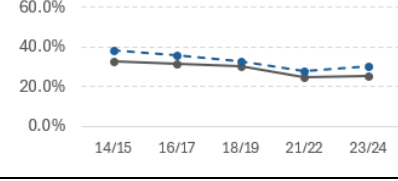
Young people and adults are able to aim high and reach their full potential

Description	Aim	Rating	DoT	2025/26	2024/25	Past Trend
ASCOF 2E % of adults with a learning disability living at home or with family	High	81.4% 24/25 Nat. Ave.	◀▶	87.6% (1,248 out of 1,425)	87.3% (1,255 out of 1,437)	No trend data available due to the change in data source to Client Level Data from 2024/25.

Leicestershire County Council's Strategic Plan 2022-26

Safe and Well

Carers and People with care needs are supported to live active, independent, and fulfilling lives

Description	Aim	Rating	DoT	2025/26	2024/25	Past Trend
ASCOF 5A1 % of SUs who had as much social contact as they would like	High	45.4% 24/25 Nat. Ave	▼	Survey is annual. Results due end of May	39.6%	
ASCOF 5A2 % of carers who had as much social contact as they would like	High	30.0% 23/24 Nat. Ave.	◀▶	28.1%	25.4%	
Local Number of people awaiting a care assessment	Low	<160 Position as at Mar 2025	▲	83 End of Mar-26	160 End of Mar-25	No trend data available due to the change in data source
Local Number of people awaiting a care assessment for more than six months	Low	<19 Position as at Mar 2025	▲	0 (0.0% of total waiting at end of Mar-26)	19 (11.9% of total waiting at end of Mar-25)	No trend data available due to the change in data source

DELAY NEED

Leicestershire County Council's Strategic Plan 2022-26	Safe and Well Carers and People with care needs are supported to live active, independent, and fulfilling lives
---	---

Description	Aim	Rating	DoT	2025/26	2024/25	Past Trend
ASCOF 2A % of people who had no need for ongoing services following reablement	High	77.1% 24/25 Nat. Ave	▼	68.2% ² (1,858 out of 2,723)	73.7% (2,067 out of 2,805)	No trend data available due to the change in data source to Client Level Data from 2024/25.
ASCOF 2D Living in the community 12 weeks after hospital discharge and reablement	High	60.7% 24/25 Nat. Ave	◀▶	59.8% ³ (1,201 out of 2,007)	58.7% (1,201 out of 2,046)	No trend data available due to the change in data source to Client Level Data from 2024/25.
ASCOF 2B Permanent admissions to care (aged 18-64) per 100,000 pop.	Low	17.0 per 100k pop. 24/25 Nat. Ave	▼	13.4 ² per 100k Pop. Actual 59 Admissions	11.3 per 100k Pop Actual 50 Admissions	No trend data available due to the change in data source to Client Level Data from 2024/25.
ASCOF 2C (BCF⁴) Permanent admissions to care (aged 65+) per 100,000 pop.	Low	592.5 per 100k pop. 24/25 Nat. Ave	▼	549.1 ² per 100k Pop. Actual 864 Admissions	526.9 per 100k Pop Actual 829 Admissions	No trend data available due to the change in data source to Client Level Data from 2024/25.

² Performance relates to the twelve-month period ending in Dec-25 i.e. the end of Q3.

³ Performance relates to the twelve months period ending Sep-25 i.e. the end of Q2

⁴ The Better Care Fund (BCF) programme supports local systems to successfully deliver the integration of health and social care in a way that supports person-centred care, sustainability and better outcomes for people and carers.

MEET NEED

Leicestershire County Council's Strategic Plan 2022-26	Safe and Well Carers and People with care needs are supported to live active, independent, and fulfilling lives
--	---

Description	Aim	Rating	DoT	2025/26	2024/25	Past Trend
ASCOF 3D (2a) Adult aged 18+ receiving direct payments	High	24.5% 24/25 Nat. Ave	◀▶	31.9% (1,677 out of 5,265)	32.5% (1,675 out of 5,159)	

Leicestershire County Council's Strategic Plan 2022-26	Safe and Well People at most risk are protected from harm
--	---

Description	Aim	Rating	DoT	2025/26	2024/25	Past Trend
ASCOF 4A % of service users who say they feel safe	High	70.1% 24/25 Nat. Ave.	▼	Survey is annual. Results due end of May	66.8%	
ASCOF 4B % of safeguarding enquiries where the identified risk was reduced or removed	High	91.2% 24/25 Nat. Ave.	◀▶	95.1% (951 out of 1,000)	95.3% (650 out of 680)	
Local % of service users who received their annual review	High	59.1% 24/25 Nat. Ave	▲	79.1% (4,229 out of 5,347)	77.7% (4,005 out of 5,156)	